

Search Results

Summary

Searched for : **geleziac**

In index(es) : **H:\KS_Scan_Library\MasterIndex.pdx**

Results : **26** document(s) with **768** instance(s)

Saved on : **7/10/2017 12:46:01 PM**

File : [2006-04Ta-kEy-onCycleInitiation_scan.pdf](#)





Title : Ta-kEy-on Cycle Initiation - Technique

Subject : Tauren Light Seed Activation Part 2, Opening the Diamond Door






Author : MCEO Freedom Teachings - Ashayana Deane

Keywords :






Page: 4







-  milky-pink KRYO-**geleziac** (cold gaseous-crystal gel) . Using mental intention, imagine
-  pale-milkyyellow Kryo-**geleziac** "cloud-layer" appears, still masking the contents of the
-  sky-blue Kryo-**geleziac** cloud-layer surrounding the spherical form within; "blink-off"
-  the 3 Kryo-**geleziac** pale-pink-yellow-blue-milky-cloud layers is now slowly

Page: 6










-  the "Ka" **Thermogeleziacconscious**-substance of which the outer layer of the PartikE E-
-  composed. The Thermo-**geleziac** hot gas-vapor gel ""E-Na-Ka" outer layer
-  Na-Ka Thermo-**geleziac** outer field of the PartikE. STEP 17- C: TiiE"a Encryption
-  TiiE"a Encryption C: **Geleziac**-States, Yoke of Life & '~-Da"-Ma E-
-  the 15- Crystalline-**Geleziac**-Radiation-States that exist in spherical layers within and around

Page: 7

-  The 9-Crystalline-**Geleziac**-Radiation- Layers contained within the PartJKE, which include the outer-
-  the Ka Thermo-**geleziac** field of hot-glowing-ketha-vapor gas-gel. Often called
-  the Ma Magno-**geleziac** field of warm-moist-liquidvapor gas-gel. Often called "
-  the Ta Hydro-**geleziac** field of warm-dry-liquid-vapor gas-gel. Often called
-  Jha-Da Ecto-**geleziac** field of cool-dry-semi-liquid-vapor gas-gel. Often


-  E-Da Krysto-**geleziac** field of cool-semi-solidsilica gas-gel. Often called the
 -  the Tao Kryo-**geleziac** field of cold-frozen-solidsilica-- "ice"- crystal gas-gel.
 -  Jha-Fa Neuro-**geleziac** field of cold-liquid-vapor gas-gel. Often called ""
 -  Da-Ma Proto-**geleziac** field of cold-buming -glowing-dry-eta-or-vaporgas-
 -  Da-Or Karbo-**geleziac** field of compressedcold-frozen-dense-solid-E-ta-or-vapor
 -  the 9-Crystalline-**Geleziac**-Radiation-Layers that form the 3 internal regions of the
-

Page: 8


-  *The Thermo-**geleziac**_E-Na-Ka: outer-surface = "Enahk" *The
 -  *The Magno-**geleziac** Ma-Jha: outer-mantel = "Ma"ah", "Ma-Jha-
 -  *The Hydro-**geleziac** Ta-UR outer-core = "Ta-UR of Jha-
 -  *The Ecto-**geleziac** Jha-Da: middle-surface = "Jha-Da-un of
 -  *The Krysto-**geleziac** E-Da: middle-mantel= "E-Da-un" or "
 -  *The Kryo-**geleziac** Ta-OR middle-core= "The TOR within the Tower
 -  *The Neuro-**geleziac** Jha-Fa: inner-surface= ""The Guff Hollow Body" or
 -  *The Proto-**geleziac** A-Da-Ma: inner-mantel = "Flame of Adama",
 -  *The Karbo-**geleziac** Na Da-OR inner core= "compressed carbon crystal. ..
-

File : [2007-04_KRYSTarAwakeningTranscript_scan.pdf](#)
Title : KRYSTar Awakening (workshop transcript)
Subject : Full transcript for April 2007 Workshop (right after the murder of SOL)
Author : MCEO Freedom Teachings
Keywords :


Page: 4

 do with the **geleziac** templates that form the matter planes that we're living within.


Page: 6

 the Dark Matter **Geleziac** Templates, that all of those outer parts of our light

Page: 39

 are like little **geleziac** balls of radiation with various differences charge and quantum holding.





Page: 40

 Tauren, through the **geleziac** layers in the partikE center, and they are the process

Page: 44

 from the 15 **geleziac** layers, and 15 crystalline bands. Next one please. Page 44


Page: 50

 bands and 15 **geleziac** layers. Next one please. Here we go. Lifeborn cycle, which
 before, you have **geleziac** layers, and crystalline bands. When we talk about Spanner gates,
 the type of **geleziac** radiation they're holding, starts to switch off, where half of
 more types of **geleziac** radiation currents, basically, or fields that later become currents. What


Page: 81

 breakout of the **geleziac** layers ... let's just call them layers and bands right

Page: 83


 2 in their **geleziac** structure is where our Rha Ka layer is, that is

Page: 90

 you have the **geleziac** layers and bands and rings and spans and fields and


Page: 103

 overlaps in the **geleziac** layers/fields/shields, where you start to have correspondences, like


 1 in the **geleziac** templates. So, this is the Sirius B connection. This is

File : [2007-11_AmsterdamClass_scan.pdf](#)
Title : Amsterdam Class
Subject : Multiple Choice Questions and Answers
Author : MCEO Freedom Teachings
Keywords :

Page: 3

 matter structure, one **Geleziac** Ring after another, emitting increasing outbursts of gamma radiation. •

Page: 16

 core encryption of **geleziac** radiation units within the first Partiki (see also Question


Page: 17

 of warming the **geleziac** radiation of which the Source consciousness field is made and


Page: 18


 the first seven **Geleziac** Layers, which later become the 15 Geleziac layers that everything


 become the 15 **Geleziac** layers that everything is built on. • These Geleziac Layers

 on. • These **Geleziac** Layers have a core encryption or vibration. Vibration or encryption

Page: 31

 that has 15 **Geleziac** Layers), and they make sets of sparks. The set of


 fills the first **Geleziac** Ring in the center ball, the second set of sparks

 has 15 crystalline **Geleziac** Rings. We refer to the Rings and Spans when it

Page: 33

 Matter Densities the **Geleziac** Layers form? • Layers 1, 2 and 3 form the


Page: 35

 the 6 Inner **Geleziac** Layers? (a) Core, Aquifers, Mantle, Gases, Vapors, Fire. (

 Currents. (d) **Geleziac** Currents. 5

Page: 51




 the huge 15 **Geleziac** Layers. The Rasha Body Dark Matter Template came from this

 go with the **Geleziac** Radiation Levels. It brings the entire Rasha structure and Spiritual



Page: 53

 Akashic Body Eiradonis **Geleziac** Foil. 4



Page: 55

-  is the 15 **Geleziac** Template of the Base Shield Planes of the Light Bodies, showing
 -  with the 15 **Geleziac** Layers of the Rasha Body. Multiple Choice 1. What birthed on
 -  are the 15 **Geleziac** Layers within the PartikE of the Tauren called? (a)
-







Page: 58

-  TA are 7 **Hydrogeleziac** crystalline bodies of Eiradonis of the ELum-Eiradhona Spirit Body REisha-
 -  birth the 7 **Hydrogeleziac** Hydros hydroplasm liquid light REisha-TA Sun Cells. • These
-



Page: 61

-  Hydrolase Eiradonis Atomic **Geleziac** Currents merge and transmute into hydrogeleziac hydroplasm liquid light current.
 -  and transmute into **hydrogeleziac** hydroplasm liquid light current. • Hydroplasm forms an Eiradonis Atomic
-


Page: 63

-  Body. The 15 **Geleziac** Layers will activate by progressively activating the 12 Allurean Chambers,
 -  Hydrolase Eiradonis Atomic **Geleziac** Currents merge and transmute into Hydrogeleziac hydroplasm liquid light Currents,
 -  and transmute into **Hydrogeleziac** hydroplasm liquid light Currents, and when these Spirit Body Currents
 -  literally turn into **Hydrogeleziac** Liquid Light stuff 7. Krystar Vehicle: When we turn into
 -  we turn into **Hydrogeleziac** Liquid Light, this Celestalline Hydroplasm Matter form enters the Krystar
 -  to the 15 **Geleziac** Layers of the whole template of your ELum-Eiradhona Spirit
-


Page: 67

-  charge, inside the **Geleziac** radiation. Egg carries a Ring of 12 Alons (holding
 -  charge, inside the **Geleziac** radiation. Prana-Chi + Prana-Kei together form full Prana.
-



Page: 68

-  Chi, inside the **Geleziac** radiation. The mutation takes 6 of the 12 units of Prana-Chi
-

Page: 70

-  turn into the **Hydrogeleziac** state while it is going through the turnaround (reverse
-

Page: 74

-  charge, inside the **Geleziac** radiation. (b) Around its center a Mahara-Reisha field
-  charge, inside the **Geleziac** radiation. (d) A set of 6 encryptions of the Allurean Chambers. 2.

 through the 15 **Geleziac** Layer structure. (b) By raising the Eiradonis Body, you

File : [2007-11_JesheauCodesDiary_scan.pdf](#)
Title : Legacy Freedoms Jesheau Codes - Diary
Subject : Legacy of the Lost, Freedoms of the Found, the Milky Way Mysteries, Halls of Records and the Jesheau Codes - Workshop Diary
Author : MCEO Freedom Teachings
Keywords :



Page: 3






and transmute into **hydrogeleziac** hydro plasmic liquid light ... union of the Adjugates will

File : [2007-11_LegacyOfLostTranscript.pdf](#)
Title : Legacy of the Lost (Amsterdam workshop transcript)
Subject : Legacy of the Lost, Freedoms of the Found, the Milky Way Mysteries, Halls of Records and the Jesus Codes
Author : MCEO Freedom Teachings
Keywords :

Page: 16

-  the sun, one **Geleziac** ring at a time and there are 15 Geleziac Rings
 -  there are 15 **Geleziac** Rings that separate. We'll find this stuff out when you
-


Page: 83

-  the first 7 **geleziac** radiation layers form, that later become the 15 Geleziac Layers
 -  become the 15 **Geleziac** Layers that everything is built on, so they'd have to
 -  4 spheres of **geleziac** radiation, they each have a core encryption or vibration. And
-


Page: 88

-  core encryption of **geleziac** radiation units within the 151 Partiki that the entire mathematical
-

Page: 104

-  as cells of **geleziac** radiation Copyright A"shavana & A"hzavana Deane, 2007, All Rights Reserved;
-



Page: 105

-  different sets of **geleziac** radiation encryptions embedded within the Core, shared Kryst encryption. So,
-





Page: 114



-  actually warming the **geleziac** radiation of which the Source consciousness field is made, and
-

Page: 118






-  set of fifteen **geleziac** rings, where we have spheres, because they're not just rings;
 -  you have fifteen **geleziac** layers; you have these crystalline structures in between them, at
-

Page: 131

-  contracts, its little **geleziac** balls rub together, and it makes sparks; and it builds
-  are called fifteen **geleziac** layers. Now, before we get into full Starborn Cycle, what
-  that has fifteen **geleziac** layers. And, when those three balls rub through the center,
-  of the fifteen **geleziac** rings, and then it will contract again and, then, the

 fill the second **geleziac** ring, all the way out until the twelve geleziac rings
 until the twelve **geleziac** rings inside that center ball-they're just not shown here;

Page: 133

 creates the first **geleziac** layers that are ... and they have specific encryptions: One,
 the six inner **geleziac** radiation layers. Then there is the next thing. Oh, and
 relationships between the **geleziac** layers. So, if you're going to work with this material,
 the six inner **geleziac** layers. Next one, please, down here. Not next one, but,
 far, are twelve **geleziac** layers, and then there's one more thing that happens. Next




Page: 134

 get a fifteen **geleziac** layer template that is the Par-TE"-KEi, it's called




Page: 135

 of the fifteen **geleziac**-layers, coming all the way out to fifteen, out here.



Page: 136

 Body ... these **geleziac** rings that are called Rings in the PartikE, the little
 are called Crystalline **Geleziac** Rings in between them ... These are called Spans, and
 are the Crystalline **Geleziac** Rings in-between every one of them. And, we have ...




Page: 137

 understanding the fifteen **geleziac** layers becomes important because in this process, this is how
 twelve Harmonic Keys, **geleziac** radiation Keys. And Keys are groups of twelve sparks, geleziac
 of twelve sparks, **geleziac** radiation sparks, that are formed in the T auren, with



Page: 140

 of the 15 **Geleziac** Layers forms ... three of them at a time ...
 8 and 9 **Geleziac** Layers form, what is referred to, as the Solids or

Page: 143


 Rings, the 15 **Geleziac** Rings of the Rasha Body and their names that go
 correspond to the **Geleziac** Bands in between ... the Geleziac Radiation Crystalline Bands, or
 between ... the **Geleziac** Radiation Crystalline Bands, or Spans, that are in between the

Page: 146


 ... the 15 **Geleziac** Layer set of the Rasha Body goes 1, 2, 3,
 with their 15 **Geleziac** Layer Structure. You start to see how those structures ...

 ... remember, the **Geleziac** Layers have specific proportions in relation to each other that



Page: 147

 Sheaths of 15 **Geleziac** Layers of the Rash a Body, and in between them

Page: 151

 had the 15 **Geleziac** Layers. This is just showing one layer. Let's say it's




Page: 153

 the D2 15 **Geleziac** Layer set. We've got our Geleziac Layer 1, 2, 3,
 We've got our **Geleziac** Layer 1, 2, 3, which would be the Solid Core.


Page: 156

 5 embedded 15 **Geleziac** Layers at this point. To try to put them all

Page: 157

 far as the **Geleziac** Radiation Layers extend, and you just put a dot on
 each with 15 **Geleziac** Layers. And if you put those together, it would give
 any of those **Geleziac** layers, there is a set of Crystal Temples. We have

Page: 158

 set of 15 **Geleziac** Layers went, then we did that each for the Slayers:





Page: 160

 four Inner Embedded **Geleziac** Layers of Rash a Body and the Light Body that




Page: 170

 is its 15 **Geleziac** Layers, part of them inside of the lauren, part of them

Page: 171

 Codes" the 15 **Geleziac** Layers that give us the Rings which would be the
 would be the **Geleziac** Rings and the crystalline Bands or Spans between them. So
 has the inner **geleziac** layers, the 9 inner geleziac layers, and that creates Spark
 the 9 inner **geleziac** layers, and that creates Spark Quantum. So every time the


Page: 172

 the center 15 **Geleziac** Layers. These are ... they call it ""The Ovum
 of huge 15 **Geleziac** Layers running through it, actually probably 4 sets but they
 Spans are the **Geleziac** Radiation, I mean crystalline Radiation Bands that run between the


Page: 173

 go with the **Geleziac** Radiation Levels. They go with the ones of the Rasha


Page: 175

 oscillation in the **geleziac** layers inside of the Partik E of the T auren,

Page: 190


 of the 15 **Geleziac** Layers in the entire huge Cosmic Body ... and we'll


Page: 191


 Akashic Body Eiradonis **Geleziac** Foil. Now the Eiradonis Atomic Adjugate Spirit Currents are Hydrolase


Page: 194

 ... of. .. **geleziac** ... 15 geleziac template. So the layers correspond ... the

 geleziac ... 15 **geleziac** template. So the layers correspond ... the geleziac layers of


 correspond ... the **geleziac** layers of the Rasha Body, and also the geleziac layers

 and also the **geleziac** layers where the Base Shield Planes of the Light Bodies

 Layer-12, like **geleziac** Layer-12. So there'd still be 13, 14, and 15

Page: 196

 of the Cosmic **Geleziac** Template ... and also within the Domains that separate the

 form these crystalline **geleziac** orbs that are a natural part of the Light Body


 these are 7 **Hydrogeleziac** crystalline bodies of Eiradonis of the ELum-Eiradhona Spirit Body


Page: 197

 birthing the 7 **hydrogeleziac** Hydras hydroplasm liquid light REisha-T A Sun Cells. So

 of. They're considered **hydrogeleziac** and ... which is a type of that hydrogeleziac Radiation

 type of that **hydrogeleziac** Radiation stuff that the big geleziac template is made out


 that the big **geleziac** template is made out of. It is a particular type

 presently births the **hydrogeleziac** hydro Cells, the REisha-TA Sun Cells of the Cosmic

Page: 198


 at the 15 **Geleziac** Layers, which you will in a minute, and looked at


Page: 200

 turn into a **hydrogeleziac** liquid light stuff, and go into our Krystar, what's called

Page: 202

 is the 15 **Geleziac** Rings and Spans Template which applies to both your Rasha

 on one 15 **geleziac** template, you would find them on each of the 4

 they-call-them **geleziac** hydros Suns ... Celestalline Suns would ... there would be


Page: 205


 in your natural **geleziac** Radiation Field and in your smaller Rasha Body inside of

Page: 206


 11 and 12 **geleziac** layers of the Rasha Bodies and also the Light Body

Page: 207


 Memory Matrix, 7 **Hydrogeleziac** Crystalline Bodies of Eiradonis of the Elum-Eiradhona Spiral Body

 Memory Matrix, 7 **Hydrogeleziac** Crystalline Bodies of Eiradonis of the ELum-Eiradhona Spirit Body


Page: 208


 Hydrolase Eiradonis Atomic **Geleziac** Currents merge and transmute into hydrogeleziac hydroplasm liquid light current.

 and transmute into **hydrogeleziac** hydroplasm liquid light current. So when you bring the 2


 hydros which is **hydrogeleziac** liquid light, forming the transcendent element Celestalline and releasing a

Page: 210


 also layer 12-**geleziac** layer 12. Then you have ... this is where the

 part of the 15 **geleziac** structure of the ELum-Eiradhona Bodies and these activate when you


Page: 211

 fit, how the **geleziac** layers fit into the Planetary Body Structure, well. .. if


Page: 212

 to the 15 **Geleziac** Layers of your whole template of your ElumEiradhona Body. And

Page: 225

 12]15 Photo-**Geleziac** Layers and Rosetta Cells Now, if we were going to




Page: 230

 into the hydro-**geleziac** state while it was going through the tum around, and


Page: 234

 have the 15 **geleziac** layer structure. Well, the way they're positioned is-if this


Page: 253

 structure of the **geleziac** templates, and this is only showing one. There are 4
 embedded layers of **geleziac** radiation in one Density. But you have the 1, 2,
 5, and 6 **geleziac** layers form the Aquifers, or the liquid outer core. We




Page: 254

 into the hydro-**geleziac** state of liquid light, that natural evolution is about. So

Page: 255

 a state of **geleziac** liquid light in order to move through natural, organic, Kristiac

Page: 256

 the 15 layer **geleziac** templates. This would mean that you are accreting the frequencies
 progressively, the 15 **geleziac** rings start to separate from the ... the outer Light
 of the 15 **Geleziac** Layers. They start off small and there are Gamma Ray


Page: 258

 based on the **geleziac** radiation layers and the planes that they form, how we

Page: 259

 portions of the **geleziac** layers that formed artificial planes that are on reversed spin,

Page: 309

 names of the **geleziac** layers are rings, and spans in the Rash a Body,

File : [2007_12TribesVol1_scan.pdf](#)
Title : 12 Tribes Vol 1 transcript
Subject : scan of the 12 Tribes Volume 1 binder
Author : MCEO Freedom Teachings
Keywords :


Page: 6

 composed of 15 **geleziac**-radiation "Rings" and 15 crystalline bands called "Spans,"

Page: 9


 "15 crystalline **geleziac**-radiation" bands or" Spans" of the Rasha Body anatomy

Page: 10


 eternal, vibrating-infrasoundradiation **geleziac**-ether substance of the Spirit Body. At the end of

Page: 11


 point of manU **geleziac**-ether, and then draws into the center of the Transfiguring


 manU infrasound-radiation **geleziac**-ether of the Spirit Body. Following the "manU conversion"

Page: 12


 depolarized) infrasound-radiation **geleziac**-ether of the Ascended Eternal Spirit Body, the LUma-Eterna,

Page: 18


 of infrasound-radiation **geleziac**-ether that IS the conscious identity of the incarnate and

 the frozen-light **geleziac** radiation of manE, the substance that makes atomic matter; this

Page: 21

 to infrasound radiation **geleziac**-ether spirit form," reunited within the Akashic Record First Cell

Page: 23


 of infrasound-radiation **geleziac**-ether, which enters the Cosmic Reishaic Record directly from the

Page: 24


 consciousidentity infrasound-radiation **geleziac**-ether encryption. The Rasha Body and Spirit Body of a

 Spirit Body infrasound **geleziac**-radiation "Rasha-SHA Star Seeds," which initiate growth of


Page: 25

 of infrasound radiation **geleziac**-ether that IS the conscious identity of the Rasha-Shon newborn

Page: 27


 an infrasound-radiation **geleziac**-ether "spark-cluster wave of conscious spirit," and "

Page: 28


 conscious infrasound-radiation **geleziac**-ether encryption within the Planetary Spirit Body, until the "


Page: 54


 what are called **geleziac** radiation layers that form in the centre of the PartikE.

 are 9 inner **geleziac** layers that form inside of there and there are 6

 6 outer photo-**geleziac** layers. And these are called proto-**geleziac** layers-the nine

 are called proto-**geleziac** layers-the nine inner layers---and photo-**geleziac** layers on

 layers---and photo-**geleziac** layers on the outside. This structure will become important soon

 contraction through these **geleziac** layers of the Partikl moving through them in the PartikE


 These are the **geleziac** radiation levels that go with it These charts will be

Page: 55


 of forming the **geleziac** layers. The sparks turn into Harmonic Keys. Harmonic Keys then


Page: 56

 Partikl unit- those **geleziac** radiation layers, that is the diagram to try to remember.

 were 9 inner **geleziac** layers and 6 outer photo-**geleziac** layers. [graph] The


 6 outer photo-**geleziac** layers. [graph] The culmination of that process of the

 graph] Back to **geleziac** states, states of **geleziac** radiation. We are inside the PartikE.


 states, states of **geleziac** radiation. We are inside the PartikE. I'll see if I


Page: 57


 and the Ka **geleziac** layers. This stuff becomes very important in a little while.

 are the first **geleziac** radiation levels made from what are called the E-TaUr"s,






 you have the **geleziac** state scale running here with the flame numbers and then

 the outer photo-**geleziac** layers and what is called the Or-E dark light






 the 9 inner **geleziac** layers. These are the 6 outer photo-**geleziac** layers of

 6 outer photo-**geleziac** layers of the PartikE that surround the PartikE and you




Page: 62

 do with the **geleziac** structure inside the PartikE. Remember the 9 inner geleziac layers
 the 9 inner **geleziac** layers and the 6 outer geleziac layers? And these all
 the 6 outer **geleziac** layers? And these all emanate from those and I'll have
 from the 5 **geleziac** break-outs-the 5 geleziac layers and the 5 crystallized
 outs-the 5 **geleziac** layers and the 5 crystallized bands between them, you know





Page: 64

 Body Outer Atmosphere **Geleziac** Radiation Layer & Threshold Beast NET Fields It was hard
 the 9 inner **geleziac** layers and the 6 outer photo-geleziac layers of the
 6 outer photo-**geleziac** layers of the PartikE. Well it is not just the
 What do these **geleziac** layers mean in terms of what manifests? What part controls
 that correspond-the **geleziac** layers and the crystalline bands that run between them-are





Page: 65

 this as the **geleziac** template, this is the inner 9 right here, 9 Ka,
 they are the **geleziac** layers. I'm not even going to try to label the
 level of the **geleziac** bands. But at a certain point, and I believe this



Page: 66

 the phasing and **geleziac** radiation levels and the whole Indigo shield is like an
 and 6 outer **geleziac** layers, now what do these actually correspond to on our
 5, and 6 **geleziac** layers correspond to what is called the outer core. Now,
 the 9 inner **geleziac** layers and the matter structures of planetary bodies within that



Page: 67

 9 and 10 **geleziac** layers. So this is the Rha-Ka this is where
 Rha-1 0 **geleziac** layer and that corresponds to ... from surface Earth right
 the 9 inner **geleziac** layers, the 10 through 15 layers which is the photo-
 is the photo-**geleziac** layers outside, this is the D-2 level grid. This


Page: 68

 are sending a **geleziac** state body of yourself out. When you use a mini-me or
 built on the **geleziac** template. We get out here seal 6 that is between


Page: 69

 out in the **geleziac** PartikE centre Well, this is the geleziac PartikE centre- you
 this is the **geleziac** PartikE centre- you have 12 fire lines. You would see


Page: 70


 set of the **geleziac** radiation structure of Earth's atmosphere. [graph] Just put the

Page: 71


 you have the **geleziac** layers and the templates, but they are not just in

Page: 73


 levels of the **geleziac** bodies. This one has been compromised, which is the one

 the D-2 **geleziac** layers. Our oceans are very interesting, because, when we see


Page: 80

 2 elemental Telluric **geleziac** radiation fields, the inner atmosphere, and the inner Van Allen

Page: 86


 twisted, because our **geleziac** imprints in our light bodies are twisted, because of the

Page: 106

 Body" Outer Atmosphere **Geleziac** Radiation Layers & Threshold-BeaST NET Fields These are rough,


Page: 107

 normal bands of **geleziac** radiation layers, so they are actually spanning half of one


 refers to the **geleziac** radiation layers, so, the Rha-10 geleziac radiation layer normally


 the Rha-10 **geleziac** radiation layer normally extends from here to down here to


Page: 109

 simple set of **geleziac** radiation layers going from 1 - 9, what you have

Page: 110

 the 9 inner **geleziac** layers and the 6 outer photo-geleziac layers, it is


 6 outer photo-**geleziac** layers, it is the same structure And what we are


 inner rings of **geleziac** layers. So we would represent the first ring outside from


Page: 111


 there are different **geleziac** bands where life can indeed take place. If you are


Page: 148

 showed the embedded **geleziac** layers of the planetary body. And when you are dealing


 PartikE and the **geleziac** layers of a PartikE unit. How literally, the planet has

 same type of **geleziac** layers and so does Urtha. When we see these we

 interwoven layers, or **geleziac** layers of Earth and then of Urtha and how they


 structure of the **geleziac** layers of Earth and Urtha. And then we'll break for


 understanding of the **geleziac** radiation levels. Where diagrams that start as circles if you


 review of the **geleziac** layers, of how they happen, what they have to do

 and six outer **geleziac** layers within a PartikE. Because that structure then goes through


 picture of these **geleziac** states that gives us the structure of the fields for

 Tauren, so these **geleziac** layers, if you have a planet it implies, from that


 correspond to the **geleziac** layers-to the structure of the geleziac layers-the nine

 structure of the **geleziac** layers-the nine inner and then the six outer When

 those nine inner **geleziac** and six outer geleziac layers, 15 layer geleziac at D-


 and six outer **geleziac** layers, 15 layer geleziac at D-1 layers of spheres


 layers, 15 layer **geleziac** at D-1 layers of spheres within spheres. Then you


 one set of **geleziac** layers, where it has 15 geleziac layers? The MCEO Freedom

 it has 15 **geleziac** layers? The MCEO Freedom Teachings® Series Presented by Adashi

 the set of **geleziac** layers that correspond to what would be the liquid core.


 three of the **geleziac** layers. They are considered the aquifers. When you see the


 within spheres-the **geleziac** layers of each dimensional layer of the Earth body and


 structure of the **geleziac** fields and the vertical map bit and then I'll hand

 Aquifers of the **geleziac** layers of Earth and Urtha's body and how they connect


 fields of the **geleziac** layers between Earth, from its core to its mantle to






 to the three **geleziac** layers of the liquid cores. When you think of a











 remembrance of the **geleziac** layers-the nine inner geleziac layers and 6 outer geleziac







 the nine inner **geleziac** layers and 6 outer geleziac layers that form within a




 and 6 outer **geleziac** layers that form within a PartikE, because even though a



 we understand those **geleziac** structures of---1Jeleziac radiation forms-when we understand those, we



-  that show the **geleziac** layers of Earth D-1, 2, and 3 in relation
 -  teachings on the **geleziac** radiation layers, it started with simply understanding ... let me
 -  was where the **geleziac** states came from to remind you where this information had
 -  Key Formation, which-**geleziac** key formation ... The geleziac layers that we're gonna talk
 -  formation ... The **geleziac** layers that we're gonna talk about have to do first
-

-  the nine inner **geleziac** layers of the Partiki form and outside of those you
 -  are called photo-**geleziac** layers form and they form from the first interactions that
 -  and six outer **geleziac** layers are characteristic of the birth of the Tauren Living
 -  the nine inner **geleziac** and six outer geleziac layers of the PartikE structure So
 -  and six outer **geleziac** layers of the PartikE structure So I wanted to start
 -  of where those **geleziac** layers came from in the first place. [graph] When
 -  through the natural **geleziac** layers that are inside of the PartikE. So, that was
 -  PartikE and its **geleziac** layers so you see its structure again. All right, but
 -  PartikE and its **geleziac** layers in relation to the Tauren, that it is at
 -  the nine inner **geleziac** layers of the PartikE. And you have 10, 11, and
-



-  have with the **geleziac** layers. So that is the core structure that also becomes
 -  the 15 crystalline **geleziac** radiation states of the Tauren light seed. We have the
 -  Da. Now, these **geleziac** states of matter become important because in the macrocosmic expansion
 -  called a Carbo-**geleziac** field of compressed, cold frozen dense solid E-Ta-OR
 -  description of the **geleziac** radiation state and its qualities that are in the PartikE,
 -  interface of these **geleziac** radiation layers. So, when we break them down they refer
-

-  layers of the **geleziac** states So, this translates from the microcosmic template into the
 -  ... of the **geleziac** states, they correspond to the PartikE inside of the Tauren
 -  remembering the nine **geleziac** layers. Each of these has a different characteristic when we
-







-  of those nine **geleziac** layers of the dark matter templates ... they're also structured
 -  Body and the **geleziac** layers of your Light Body and of the planet's Light
-

 of all the **geleziac** layers to allow for a Flash Point. And a full
 built on the **geleziac** radiation structures So, all of these are the things that








Page: 192

 that was the **geleziac** layers of the PartikE inside the Tauren ... imagine there
 the nine inner **geleziac** layers that will form in the Par-TE"-KEi template.






Page: 193

 layers of the **Geleziac** Fields. I'm sure there are fancy names for each of
 these in a **geleziac** radiation levels, actually governs the movement and the structure upon
 back to the **geleziac** layers. If we go back to the Tauren and the
 and six outer **geleziac** layers of the PartikE inside of the Tauren, and at
 each of these **geleziac** radiation layers, there forms what is called a Orba-ta
 remember there's little **geleziac** bands in between each ... this is where we end


Page: 194

 2, and 3 **geleziac** fields and Urtha's D-1, 2, and 3 geleziac fields
 2, and 3 **geleziac** fields So, for this one, I'm gonna bring it back
 back to the **geleziac** states inside of a PartikE, as it also applies to
 the 15 layers? **Geleziac** layers? We have these bands are the Elemental Bands. You
 form of crystallized **geleziac** radiation. They are both on the microcosm inside of us,
 these 3, the **geleziac** crystallized Orba-ta bands in-between form the 5 Elemental
 is positioned in **geleziac** radiation level 4, which is here, controls all of these




Page: 195

 the small crystallized **geleziac** bands in-between, we are using these Master Commands. So
 correspond to the **geleziac** Orba -ta, the 15 geleziac Orba-ta crystallization bands
 ta, the 15 **geleziac** Orba-ta crystallization bands that form the 15 states of
 between the 15 **geleziac** layers within a PartikE but also within the Par-TE"-
 come from the **geleziac** radiation states and the crystallization bands between them and they


Page: 196

 connected to the **geleziac** radiation layers. [graph] Eventually this will show you- these

Page: 197

 Tauren and the **geleziac** layers, the 9 inner geleziac layers and the 6 outer
 the 9 inner **geleziac** layers and the 6 outer geleziac layers and how they


the 6 outer **geleziac** layers and how they become the larger Par-TE"-KEi

 is your full 15 **geleziac** layers, but in terms of 1 dimension, say D-1

 known as neuro-**geleziac** radiation field So it is a radiation field, but it

Page: 199

 the layers-the **geleziac** radiation layers-this would be going up from the surface

Page: 200


 the D-1 **geleziac** layers. The Derma-NET is the inner net It controls


Page: 201

 is the atmospheric **geleziac** radiation body, this is where we have these structures that


Page: 202

 layer of the **geleziac** radiation layer that it is corresponding to on, like the

 8 and 9 **geleziac** layers, right? 6.5 would be between 6 and 7. So


 spaces between the **geleziac** layers that these correspond to Four is the 9.5-is

Page: 207

 up from the **geleziac** layers you have number 1 Na-Da number 2 Adama,

Page: 236


 structure of the **geleziac** layers inside of the PartikE which is the centra I


 form of the **geleziac** layers. That is where this all started, just to recap


 you how that **geleziac** radiation structure of the Par-TE"-KEi grids- and the


Page: 237

 place between the **geleziac** layers characteristic of Earth and those characteristic of Urtha. So

 goes with the **geleziac** layers right and the crossovers and that kind of stuff


 and their 15 layer **geleziac** fields that go with it and then there would be


 2 and 3 **geleziac** layers. The geleziac layer-1 is called the Na-Da

 geleziac layers. The **geleziac** layer-1 is called the Na-Da crystal, the core

Page: 238



 2 and 3 **geleziac** states comprise the inner solid core, then we get to

 5 and 6 **geleziac** layers form the liquid core that rolls around the solid




 8 and 9 **geleziac** layers, the Ta, the Ma and the Ka. Remember the Ka-

 things. So the **geleziac** states on a planetary level, 7, 8 and 9 would



 some of the **geleziac** layers and their phasing with each other where they do

 light field, the **geleziac** 10, Rha light field It is that light field that,
 actually IN that **geleziac** radiation layer of the Urtha"s body. But that pertains to


Page: 239

 D-2 15 **geleziac** states into the D-3 level that you start to
 interface with the **geleziac** radiation fields of Urtha"s D-1, 2 and 3 body.
 grid and its **geleziac** levels as our reference point because we are -when



Page: 243

 how those 15 **geleziac** layers that go with the D-3 grid expand out
 level of the **geleziac** radiation sphere, still Earth"s D-3 level. These, of course,



Page: 245

 14 and 15 **geleziac** layers. So the D-2, D-13, 14 and 15


Page: 247

 Kathara grids and **geleziac** radiation levels, right? So, when you break them all out,
 doing the 151ayers **geleziac** thing for each one of the grids separately, and then





Page: 249

 the D-3 **geleziac** radiation levels, would not be out to the surface layer
 yet and those **geleziac** radiation levels. And then on the D-3 Rha-Ka


Page: 268

 of the Core **Geleziac** Radiation Structures that hold together and actually form the frequencies


Page: 269

 of having 15 **Geleziac** Layers just like a PartikE would, in the center of
 relation to the **geleziac** states and those kind of things that the PartikE geleziac
 that the PartikE **geleziac** framework-these states in between them have to do with
 9 inner layers, **geleziac** layers, and 6 outer, in between them, you will have


Page: 272







 Rings in the **geleziac** template of the Par-TE"-KEi Template, that is the

Page: 303




 bodies turn to **hydrogeleziac** sparks which are like little snowflake sparks and then disappear.

Page: 304







 has a full **geleziac** structure Now, we"ll look at what are called the geleziac

 are called the **geleziac** layers, or geleziac radiation layers of the PartikE photo-generator
 geleziac layers, or **geleziac** radiation layers of the PartikE photo-generator cell. We will
 of the 15 **geleziac** layers and the 15 bands that form in between them.
 through the PartikE **geleziac** layers and this is where you get sparks. Those are
 show you the **geleziac** layers. Inside the PartikE ... these are so small you
 9 inner proto-**geleziac** layers of the PartikE and then there are 6 layers

Page: 305

 6 outer photo-**geleziac** layers. So we have proto-geleziac-proto-gel radiation layers
 we have proto-**geleziac**-proto-gel radiation layers on the inside that form the
 are the same **geleziac** radiation layers. [next graph] [CD 6, Track 1]




Page: 306

 gives you the **geleziac** layers. It also will give you ... and there's other
 relationships between the **geleziac** bands in the PartikE, and the same applies to the
 15-layer structure-15 **geleziac** layers-and in a minute we will look at what
 we have 15 **geleziac** layers of the PartikE core of the Tauren and they
 do with the Ta **geleziac** layer, which, I believe is layer seven, in the geleziac
 seven, in the **geleziac** templates. There's a whole bunch of text that goes after

Page: 307

 also through the **geleziac** states It takes you from sparks to harmonic keys to





Page: 308

 And those 15 **geleziac** layers of the PartikE, because that is the core encryption
 on the 15 **geleziac** layers that are inside of the Tauren. So there's a
 with the 15 **geleziac** radiation layers, first that appear within the first PartikE, and






Page: 309

 connected to the **geleziac** radiation layers ... you can anchor those and keep them


Page: 310

 again the 15 **geleziac** layers, right? Now, at a certain point after the Yunasai,
 this 15 layer **geleziac** body structure of the Par-TE"-KEi grids. The ParTE"-
 are not just **geleziac** radiation layers, but they are geomantic mathematically coded geometric
layers,
 Yunasai of this **geleziac** replica body, photo generator cell body, that is the Par-

Page: 311

 just the layers, **geleziac** radiation layer replicas times big now, because we're in a
 the others are **geleziac** radiation, these are crystallized radiation bands. So you have geleziac
 So you have **geleziac** radiation layers and bands when you're talking about the small
 Da-OR" type **geleziac** state was, and an A-Da"-Ma type geleziac state,
 Da"-Ma type **geleziac** state, and you put those two substances together, you would

Page: 313

 from the 15 **geleziac** layers and rings of the Par-TE"-KEi body, and

Page: 314

 Par-TE"-KEi **geleziac** radiation templates. You've got the Rasha bodies Par-TE"-KEi

Page: 316


 of those 15layers **geleziac** things anywhere from the tiniest one that is the PartikE,

Page: 317


 has a 15layer **geleziac** structure, a PartikE structure So you have to take three


Page: 323


 the 15 layer **geleziac** templates of the PartikE, and then explained how they became

 became the larger **geleziac** templates of the Par- TE"-KEi dark matter body systems


Page: 324


 together between the **geleziac** templates and the structure of the planetary body and its

 with the 15 **geleziac** layers, and the 15 crystalline bands between them and those

 and those 15 **geleziac** layers form five Elemental Commands, which later become the templates

Page: 325


 changing interrelationships between **geleziac** states and forming other types of units that come from

 with the 15 **geleziac** layers and the 15 geleziac bands of the Par-TE"-

 and the 15 **geleziac** bands of the Par-TE"-KEi template. So, we've got

 seven through 12 **geleziac** layers of the Par-TE"-KEi body form. [next

Page: 326

 of the 15 **geleziac** rings- and they clarified this too- 15 geleziac rings that

 this too- 15 **geleziac** rings that correspond with the fields I was saying that

Page: 330

- 📄 have the 15 **geleziac** rings, which are the field layers. The 15 Orba-ta,
 - 📄 certain points, the **geleziac** keys that start off as sparks that accreted together through
 - 📄 Tauren through the **geleziac** states of the PartikE, created Alon, ShAion and KAion crystals.
 - 📄 do with the **geleziac** keys. The base tone keys, with the 11 2/3
 - 📄 there are the **geleziac** layers. And what occurs through the processes- there are the
-

Page: 331

- 📄 this 15 layer **geleziac** template, and imagine that just like the little ones inside
 - 📄 of those crystalline **geleziac** band structures that literally ... each level of the bodies
-

Page: 335

- 📄 band of crystalline **geleziac** radiation that forms between two layers of the gels, so
 - 📄 is the core **geleziac** template held within a thing. You'll be able to eventually
-

Page: 338

- 📄 we ourselves have **Geleziac** Partiki bodies, and so does our planet- what we're going
 - 📄 relation to the **geleziac** things. That will come next. I'm wondering if we're going
-

Page: 339

- 📄 dimensional layers of **geleziac** radiation templates embedded within each other. We're dealing with six,
 - 📄 we're dealing with **geleziac** states, one for each dimensional level, and they're the ones
 - 📄 see how those **geleziac** Par-TE"-KEi templates form the bands of what we
 - 📄 by understanding the **geleziac** template structures, and then applying the understanding of that structure,
-

Page: 340

- 📄 we see the **geleziac** templates, know that it starts like this. This is showing
-



Page: 341

- 📄 to the 15 **geleziac** layers, and the bands that form between them. Just to
 - 📄 of Earth. The **geleziac** states form this way. You have from 1 at the
 - 📄 to 15. These **geleziac** states have everything to do with the particle base, the
 - 📄 two and three **geleziac** layers, which are the rings They correspond to what would
 - 📄 one, on the **geleziac** states, there is a doorway, the Diamond Door, that is
-




Page: 342

- 📄 structure of the **geleziac** radiation levels became very polarized and twisted, and something called
- 📄 with its one **geleziac** template, its Par-TE"-KEi body template, you have your




Page: 343

 Its ring, its **geleziac** layer ring 10. So, when we go out further, we
 level of the **geleziac** template to see where it expands out from there, to



Page: 345

 of the 15 **geleziac** layers. This shows you the 02 grid and now the
 with its 15 **geleziac** layers, and then you got a 03 grid running with
 with its 15 **geleziac** layers. I haven't had time to break all of them



Page: 346

 structure of your **geleziac** radiation states, and now your embedded D2 and D3 geleziac
 D2 and D3 **geleziac** radiation states, this would be their normal structure If portions
 layers of the **geleziac** radiation layers, and they would make them physically be invisible






Page: 347

 overpower the natural **geleziac** radiation structures, and they will turn them around and take
 rings of the **geleziac** template. Alons are an interesting combination because they form through


Page: 350

 manifest from a **geleziac** template that was not distorted because the problem is, not
 here, but the **geleziac** Par-TE"-KEi templates have been distorted on the planet,


Page: 351

 grid, and the **geleziac** radiation templates around it, the Rha-Ka level represents the
 positioned with the **geleziac** templates on the spiraling of Kathara grids and how they
 about 15 dimensional **geleziac** templates for 01, 02 and 03 If you put those
 correspond to the **geleziac** templates of Earth. Then you have 01, 02, 03 geleziac
 01, 02, 03 **geleziac** templates and Kathara grids that correspond to the layers of



Page: 352

 up to the **geleziac** body structures of the PartikE bodies, to the structure of



Page: 354

 layers, in the **geleziac** PartikE body templates. [next graph] [CD 10, Track



Page: 355

 with our natural **geleziac** structures They are the reversed levels of our atmosphere that
 you, with the **geleziac** states and the axes. This is Urtha. This is Urtha's


Page: 360

 the structure the **geleziac** templates, where we had the 15 gel layers, and you
 terms of the **Geleziac** template. The shield of Aquafereion is again the collective shield




Page: 368

 of the 151level **geleziac** templates that go with that, both on the dimensional levels,
 of 15 layer **geleziac** templates in all of these. What we are just showing

Page: 370

 means riding the **geleziac** layers. We are going to this time ... tonight initiate


Page: 376

 the Ring 2 **geleziac** layer. The Ring 2 geleziac layer would correspond with the
 The Ring 2 **geleziac** layer would correspond with the Adam a flame layer in
 layer in the **geleziac** Par-TE"-KEi bodies. So as we begin our Ring-




Page: 411

 do with the **geleziac** layers of the RashaLAe Body, Par-TE"-KEi Body templates,











Page: 412

 Rings in the **geleziac** template so there are 15 Floors basically in each of

Page: 456


 are called the **geleziac** layers inside of the PartikE and it makes geleziac sparks
 and it makes **geleziac** sparks and that is where it becomes able to self
 9 inner proto-**geleziac** layers. They are so tiny, you can't even see 1,


Page: 457


 the layers-the **geleziac** layers inside of a PartikE-are specific to each other.
 your 9 inner **geleziac** layers and then you have layers 10 -this is
 of their photo-**geleziac** states So the 9 inner rings are considered the "
 are the proto-**geleziac** radiation types Types of proto-geleziac radiation that have to
 Types of proto-**geleziac** radiation that have to do with what are called the
 layers are proto-**geleziac** and the outer ones are called photo-geleziac which has
 are called photo-**geleziac** which has to do with light alright So you have
 difference between proto-**geleziac** and photo-geleziac other than the fact that there is
 geleziac and photo-**geleziac** other than the fact that there is a distinction between
 15 of photo-**geleziac**. I think it has something to do with the way

 a type of **geleziac** radiation. This list here breaks them down. You can't even

 what type of **geleziac** radiation each layer has but there is a little difference

 the type of **geleziac** radiation that each of these-the 9 Inner Layers-has

 each of the **geleziac** layers there is a crystalline geleziac band. So you have

 is a crystalline **geleziac** band. So you have layers and bands The MCEO Freedom


Page: 458

 each of those **geleziac** radiation states so they are not just tones off the


Page: 459

 quanta between these **geleziac** radiation keys. There is also a version of these that


Page: 462


 151layer structure-15 **geleziac** layers. Now the Par-TE"-KEi The MCEO Freedom Teachings

Page: 463


 the 15 Layers-**geleziac** radiation layers-but imagine them around you not just inside

Page: 464

 things right, 151layer **geleziac** templates. That forms the RaSha Body. That is what our

 here or the **geleziac** radiation states that form Sparks that become Keys that build

Page: 465

 same encryption Each **geleziac** layer is carrying the same encryption of the -as

Page: 466

 are activating these **geleziac** layers, alright And they are called Rings on the Par-

Page: 468

 their currents, the **geleziac** radiation states, to form hybrids of each right where they


Page: 470

 each of the **geleziac** radiation layers that make up the Planetary Body between here


Page: 472

 how that creates **geleziac** forms which rub and create friction that is part of


Page: 474

 um, I suppose **geleziac** is probably an idea where little nodules develop around the


Page: 486


 with its 15 **geleziac** layers and its 15 crystal bands in between, alright, and

Page: 490


 of the D2 **geleziac** ... I'll just call them a geleziac set .. geleziac

 call them a **geleziac** set .. geleziac set would be and then out here

 geleziac set .. **geleziac** set would be and then out here is where the


 of the D3 **geleziac** set would be. So you start to see how they


Page: 492

 those 15 different **geleziac** layers and the many replicas of them. So there is


Page: 493

 of different 15 **geleziac** layers, is the Edons and then they have more combinations


 combinations of 15 **geleziac** layers and they form Radons coming out to the outer

 base or their **geleziac** radiation base is closer to what say an Alon is

Page: 499

 chambers and these **geleziac** layers are actually in and around our bodies. So, iL

Page: 519

 seeing are the **geleziac** templates of Urtha. We are going to look a little

 these in the **geleziac** RashaLAe templates of Urtha. We are going to see the

 relationship between Earth **geleziac** RashaLAe Body templates and the fields, of course that they

Page: 520

 these; of these **geleziac** Rings and Spans work in relation to a planetary system

Page: 528

 to the different **geleziac** layers. The Nada-1 Rings or that geleziac state, is

 Rings or that **geleziac** state, is considered the Nada Crystal. What we are seeing

Page: 544

 ManU Primal Force **Protogeziac** E-Na - 1 Ahalaah +ve Atmic Back-flow

Page: 546

 The 9 Inner **Protogeziac** layers of the PartikE Rings j ATMA - -

 The ~ line-**Geleziac**-Radiation Layers contained within the PartikE, which include the outer

 The 6 Outer **Photogeziac** layers of the PartikE The last 3 of the 12



Page: 554









RashaLae Body 15 Geleziac Radiation spherical "Rings• (layers) & 15 Crystal Spans-

File : [2007_12TribesVol2_scan.pdf](#)
Title : 12 Tribes Volume 2 transcript
Subject : 12 Tribes Volume 2 scan of the binder
Author : MCEO Freedom Teachings
Keywords :




Page: 45

 what are called **geleziac** radiation. The geleziac radiation states are what create, by sparking,
 geleziac radiation. The **geleziac** radiation states are what create, by sparking, the stuff that

Page: 46

 them altogether, 15 **geleziac** radiation layers, and that, on a much larger scale, is
 with the 15 **geleziac** layers. Graph [OVD-R 1 sat-3 59 50
 are all different **geleziac** radiation states It actually describes a bit about what that
 about what that **geleziac** radiation is made of They are made of ethers. Ethers
 the inner nine **geleziac** layers, or these- the Na"-da, Adama, Jha"fa, Tao, E"da,
 directly to these **geleziac** layers. We'll see what that means as we move forward

Page: 47

 the nine inner **geleziac** layers and the six outer geleziac layers, the 15 layers
 the six outer **geleziac** layers, the 15 layers ... those 15 layers, we had up
 the type of **geleziac** radiation that would be in the layer here, and part


Page: 48

 against those 15 **geleziac** layers in there, and they make sparks, and through the



Page: 50

 of the original **geleziac** layers. After key resolution, there are all sorts of things


Page: 53

 of the little **geleziac** layers that were inside the PartikE, are now becoming the


Page: 54

 numbers denote the **geleziac** layers in between. This is not just a fiat structure
 are, they are **geleziac** or jelly-like spheres. That jelly can be very very


Page: 56


 in between, the **geleziac** rings, and also the spans, which are the crystal bands

Page: 67


 with its 15 **geleziac** rings, and crystal spans. At a certain point in the

Page: 114


 learned about the **Geleziac** layers, the 15 Geleziac Layers and we learned um, about

 layers, the 15 **Geleziac** Layers and we learned um, about the entire evolution of

Page: 143

 11 and 12 **Geleziac** rings of the Krist Body. There are these lines of

Page: 145


 not considered the **Geleziac** layers, they're different I believe they're the Sound Fields. So

 matter from which **Geleziac** Radiation Level of the entire Krist Body and RashaLAe Body.

Page: 157

 particular form of **geleziac** radiation Consciousness, a particular state of manifest consciousness of the

Page: 203


 about the 15 **geleziac** layers. The first time we saw this is when creation

 saw the 15layer **geleziac** structure, alright, where we had the Inner layers and the


 that particular 15 **geleziac** layer structure that ends up as the Core Template of

Page: 204


 with the 15 **geleziac** layers that we first saw in the PartikE of the

 saw the 15 **geleziac** layers. So we get to here and after this whole

Page: 205

 different types of **geleziac** radiation with different quantum alright, with a different base quantum.


Page: 206

 saw the 15 **geleziac** layers. Well, there are 9 that way, 9 Inner and


 are 15 layers, **geleziac** layers. This, the first time we saw it was inside


 characteristic type of **geleziac** radiation, the beginning of what becomes matter So each of

 have the 15 **geleziac** Rings. These would be these layers, and it is the




 part of this **geleziac** radiation layer and part of the one next to it,

Page: 207

 of the 15 **geleziac** layers in their four expansions. There is a process by

 have the 15 **geleziac** layers and we have in Density-1, we have one









Page: 208

 sets of 15 **geleziac** planes, of 15 geleziac layers or Rings that form the
 planes, of 15 **geleziac** layers or Rings that form the planes of existence. Each
 of the 15 **geleziac** layers form -these are still the RashaLAe level. Once


Page: 213

 the entire 15 **geleziac** layer structure, and that will allow the entire body to


Page: 214

 to the 15-**geleziac** layer structure, the fact that there"s a Prana Seed at
 of these 15-**geleziac** layers that interface to form the matter planes of the
 to the 15 **geleziac** layers, we have the 15 geleziac layers. Each of them
 have the 15 **geleziac** layers. Each of them has a name. The name has
 of the 15 **geleziac** layers. There is a point where, I believe in one
 the number one **geleziac** layer, all the way out to the number 15 geleziac
 the number 15 **geleziac** layer. Each of them have their own. Let"s see if
 do with these **geleziac** layers in our own bodies. When you get out to

Page: 215

 of the 15 **geleziac** layers and our rings and spans between them, we can


Page: 216

 them with 15 **geleziac** layers- each one of them, forming parts of the core.




Page: 231

 has the 15 **geleziac** layers, all right We"re going to go through that quickly


Page: 234




 has the 15 **geleziac** layers, the 9 inner and the 6 outer layers, and

Page: 235





 center the 15 **geleziac** layers. The Tauren, because of the polarity involved in these,
 be the 15 **geleziac** layers and there"s a specific ratio between them as far
 of even the **geleziac** layers is not random, and they"re not all the same

Page: 236


 had the 15 **geleziac** layers and they are part of the Tauren. They exist

 came, the original **geleziac** layers of the PartikE. And we have, going from one
 between them the **geleziac** layers and they form the krystal orbita bands. They are
 associated with the **geleziac** layer below it and above it, so it will be


Page: 237

 from those 15 **geleziac** layers they actually form from the bands. They form the
 start with the **geleziac** layers and the groups of 3 bands between them on the
 with the layers, **geleziac** layers and the krystal bands. When that becomes the RaSh
 layers become the **geleziac** rings and the bands become the spans all right, the


Page: 238

 formed These are **geleziac** radiation units that progressively form to build up larger things.

Page: 246

 qualities of radiation, **geleziac** radiation, associated with the little PartikE that set the template



Page: 247

 tiny PartikE 15 **geleziac** layers. So, you have the Ta, Ma, the Ka, the Rha,

Page: 249

 rings is a **geleziac** radiation layer. And they are polarized and they are actually

Page: 259

 the layers, the **geleziac** layers. Once these translate out into the RaSha structure that
 the rings, the **geleziac** rings themselves go in sets of 3, to form an elemental

Page: 264

 the layers of **geleziac** radiation that begin to form the stacks of more complicated




Page: 302




 of the 15 **geleziac** ... whatever they are ... rings Layers, rings, whatever ...

Page: 329









 after the 15 **geleziac** layers of a Rasha Body. The MCEO Freedom Teachings®

Page: 337





 shown the 15 **geleziac** layer structure, was when we talked about the Tauren. Because
 9 Inner Proto-**geleziac** Layers and 6 Outer Photo-**geleziac** Layers. This is different.
 6 Outer Photo-**geleziac** Layers. This is different. It's a different type of cell

 of the 15-**geleziac** layers. Each of those geleziac layers has a name and
 Each of those **geleziac** layers has a name and the name has to do
 they're the proto-**geleziac** layers. The MCEO Freedom Teachings® Series Presented by Adashi









Page: 338

 Now, **geleziac** has to do with ... there's a whole section that
 now. But these **geleziac** layers, they're gel-like layers where Consciousness begins to gel
 is from those **geleziac** layers that eventually the Light Body structure builds. But also,
 framework of 15 **geleziac** layers at a certain point, and Rasha Body, which
 at the 15 **geleziac** layers with their resonance names and their geleziac types, the
 names and their **geleziac** types, the type of gel radiation that they are made
 saw these 15 **geleziac** layers because these become something larger in the process of
 with the 15-**geleziac** layers of the Rasha Body activating We'll see where the




Page: 339

 004821] Anyway, 15 **geleziac** layers. This is looking at the same thing without showing
 as the 15 **geleziac** layers of the PartikE, little PartikE inside of the Tauren.
 do with those **geleziac** layers actually rubbing through each other and sparking. When the
 in through the **geleziac** layers of the PartikE little photo cell inside, and that


Page: 340

 we've got 15 **geleziac** layers and they would be the white places in between
 are considered the **geleziac** layers. In between each of those-because these layers are
 they spin, the **geleziac** stuff that they're made out of rubs through, one rubs
 band between two **geleziac** layers that has crystallized properties of both of those geleziac
 both of those **geleziac** layers. When we get into the larger Rasha Body structure
 become the Rings, **geleziac** Rings and what are called the Spans. And when we
 in between the **geleziac** layers, on the larger Rasha Body structure are called
 we have 15 **geleziac** layer templates that start with the little PartikE inside of



Page: 341

 photogenerator cell, 15 **geleziac** layers in the center, and makes sparks. Well those sparks
 of those 7 **geleziac** layers. And the names of things tend to come from
 PartikE in the **geleziac** layers that are at the center of the Tauren and



Page: 345

 has the 15 **geleziac** layers, and it has the 12 Fire Lines in it



Page: 346

 Tauren, that 15 **geleziac** layer thing. So that has the 12 Fire Lines and
 against the 15 **geleziac** layers, it makes sparks. And then when it opens, it

Page: 350

 point, that same **geleziac** structure is now being manifested as a Par-TE"-KEi
 remember, the 15 **geleziac** layers. Then the next thing that happens are 6 Pops,

Page: 351

 with the 15 **Geleziac** Layer Template of the Par-TE"-KEi Body, that is
 the first 15 **Geleziac** Layer Rasha Body Template, is formed Next one please. [



Page: 353

 sparks in the **geleziac** rings starting with Ring 1. When it releases again, releases

Page: 356

 That governs Thermo-**geleziac** States actually, which we'll get into later. But these are

Page: 357

 it brings the **geleziac** states together in the Rash a Body, forming not just
 not just 15 **geleziac** Spheres with their Spans in between them, but it starts






Page: 361

 different types of **Geleziac** Radiations together and form new kinds from them. And from




Page: 363

 have the 15 **geleziac** rings and the crystalline spans between them. We know we


Page: 364

 set of 15 **geleziac** spheres. Now you have 4 embedded sets of 15 geleziac
 sets of 15 **geleziac** spheres. I'm starting to get geleziac fears talking about this
 starting to get **geleziac** fears talking about this stuff (laughs) So you would
 of the 15 **geleziac** layers times 4 but then 3 more going CCW which
 you seven 15-**geleziac** systems embedded within each other. The ones going CW are


Page: 365

 with their 15 **geleziac** sphere sets, what it starts to look like, right- and
 15, the 15th **geleziac** layer here on the smaller one and that interfaces because
 sets of 15 **geleziac** spheres running through each other and forming different types of


Page: 366

 those embedded 15 **geleziac** layers fit together, that is when we start to be

Page: 367

 sets of 15 **geleziac** spheres- again they are rotating, where some are rotating CW,


Page: 370


 where the hydro-**geleziac** Sparks come in and collect as Krystals." And I'm going

Page: 371

 blanks of hydro-**geleziac** Krystallized matter on the ElorA side. So that one is


Page: 391

 we have 15 **geleziac** layers, at the moment we don't have a PartikE yet

 no PartikE 15 **geleziac** layer thing yet It starts out with 7. So we

Page: 394

 15 fluid krystal **geleziac** radiation spheres, the 15 Suns of AmourA. This is where

 form the first **geleziac** 15 radiation layers that later, much later, birth out as


Page: 403

 another 15-layer **geleziac** template thingee. This is Trimester 4, the Reisha-TA Stage,


 expanded. The 15-**geleziac** layers expand past thaLand .. The next one, please. [

Page: 405

 that in the **geleziac** structure of the Rasha Body, but also in the structure

 these, like the **geleziac** layers, and how they apply to the bodies, but we're

Page: 411

 seen this 15-**geleziac**-layer thingee many times, from the little PartikE to the


Page: 412

 in the big **geleziac** pattern, then the Inner Domain is 4, 5 and 6,

Page: 439


 groups of 15 **geleziac** layers, four sets of them, that form the Rash a

Page: 444


 with the 15 **geleziac** layers. It's got its geleziac rings and its crystalline spans

 It's got its **geleziac** rings and its crystalline spans between them. There are certain

Page: 445

 set of 15 **geleziac** layers that take you into our outer atmosphere, and the

Page: 447


 see the 15-**geleziac** layers from the D3 grid in order to see where

Page: 448

 which are the **geleziac** layers interfacing, each place they cross that line, and just


Page: 468

 of the 15 **geleziac** layers of the Rash a body, but it's also showing

 sets of 15 **geleziac** rings and it has its Fire Chambers also. The chambers


File : [2007_12TribesVol3_scan.pdf](#)
Title : 12 Tribes Volume 3 transcript
Subject : 12 Tribes Vol Binder scan
Author : MCEO Freedom Teachings
Keywords :

Page: 95

 planet and the **geleziac** rings, we get down into the core level where we

Page: 105


 these aren't the **geleziac** layers. The geleziac layers are in the templates further in

 geleziac layers. The **geleziac** layers are in the templates further in on that. These

Page: 214

 "15-crystalline-**geleziac**-radiation" bands or" Spans" of the Rash a Body anatomy

Page: 217


 infra-sound radiation **geleziac**-ether substance of the Spirit Body. And when they are

 vibrating Infrasonic radiation **geleziac** stuff of the Spirit Body, they are referring to the

Page: 219

 infra-sound radiation **geleziac**-ether of the Spirit Body. Following the "manU conversion"


Page: 228

 of infrasonic radiation **geleziac**-ether, that IS the conscious identity of the incarnate, which is

Page: 229

 "frozen light" **geleziac** radiation of ManE, the substance of which atomic matter is

Page: 233

 to infrasonic radiation **geleziac**-ether Spirit form," reunited within the Akashic Record-1st-Cell-

Page: 254


 Body, the 15 **Geleziac** Layers. Four of those would be 01, 02, 03 and

File : [2008-01_EngagingLoadOutWorkshopTranscript_scan.pdf](#)
Title : Engaging the Load Out (workshop transcript)
Subject : Full transcript for FOL "08 workshop
Author : MCEO Freedom Teachings
Keywords :


Page: 31

 So the 15 **Geleziac** Layers, or rings, of the Rasha Body structure sets


Page: 33


 of the 15 **Geleziac** Layers, and the 12 Allurean Chamber Lines. All right, next

Page: 38


 Rasha Body, 15 **Geleziac** Layers around it. And, you'd have around that the Light

Page: 44

 with the 15 **Geleziac** Layers, you can imagine that you're here. And you actually


 ... The 15 **Geleziac** Layers show in the eyes as well. And the Allurean

Page: 53

 of the Fifteen **Geleziac** Layer sparks come from, will determine what types of elements

Page: 54


 was the 15 **Geleziac** Layers, or spheres-within-spheres-within-spheres, again, of specific


 of the 15 **Geleziac** Layers of the Rasha Bodies to also show how


Page: 55

 And, then the **Geleziac** Radiation Layers or Rings run between them. So when we


 of these, 15 **Geleziac** Templates for D1, D2, D3 and what's called the Density

 to take 15 **Geleziac** Layers, you have to proportionally take the Kathara Grids and

 with their 15 **Geleziac** Layers, to begin to see the interface of the planes,

 from the Sixth **Geleziac** Layer that has sets of Gates in the Aquifers, Aquifer


Page: 58

 Earth's Rasha Body **Geleziac** Layers and their interfaces that create the planes, all right,


 where, with more **Geleziac** Layers that starts to give more layers of the Atmosphere.

 of the natural **Geleziac** Radiation Structure of the Rasha Templates and of the

Page: 60

 called the Nada **Geleziac** Radiation Layer that forms the Nada Crystals, right? You have


Page: 85

 of the 15 **Geleziac** Layers. The Bhardoah Waves occur as the Dark Matter Template

Page: 99


 like D1, and **Geleziac** Radiation Level-1 going up to 15, probably. Stage 2

Page: 106

 place on a1115 **Geleziac** Layers of the Rash a Body, and the Light Body


File : [2008-08_Sliders1Diary_scan.pdf](#)
Title : Sliders 1 - Diary
Subject : Emerging from Darkness, Preparing the MIND for Slide - Workshop Diary
Author : MCEO Freedom Teachings
Keywords :

Page: 2


 currents of living **geleziac** sparks step down to form the Living Elements. These templates


File : [2008-08_Sliders1_scan.pdf](#)
Title : Sliders 1 - Supplement
Subject : Emerging from Darkness, Preparing the Mind for Slide Introductory Atomic Body Training
Author : MCEO Freedom Teachings
Keywords :


Page: 6


 Eiradonis Nobilities" Hydro-**geleziac** Irradian Atomic-Elemental Matter Base 12. 1st Hydro-gel Hydroplasmic

Page: 7

 don-yha Thermal-**geleziac** Electro-magnetic Atomic-Elemental Inner-Light-Matter Base Creates the





 is"Tai-"E" Ecto-**geleziac** Crystal-Light Atomic-Elemental Middle-Light Matter Base 20. 1st

 Hy"dra-LE" Endo-**geleziac** Crystalline-Liquid-Light Atomic-Elemental Water-Matter Base 22. 1st

 Elemental Families" Endo-**geleziac** Atomic-Elemental Water-Matter Base. 23. 1st 12 Hy"dra-LE


File : [2009-08_Sliders5_scan.pdf](#)
Title : Sliders 5 - Handbook
Subject : Essential Alignment, Stardust Flow, Mirror in the Sky & the Orbs of
Aquaferon - Freeing the Body For Slide, Intermediate Telluric Ah-VA"-yas
Body Training
Author : MCEO Freedom Teachings
Keywords :

Page: 29


-  Vapor"- Outer-Middle-**geleziac**-matter state. (Atoms and Identity Slide-2 into Aurora
 -  Vapor"- Middle-Inner-**geleziac**-matter state. (Atoms and Identity Slide-2 into Aurora
 -  Vapor"- Inner-Core-**geleziac**-matter state. (Atoms and Identity Slide-2 into Aurora
 -  Rasha pre-matter **geleziacmatter** state. (Atoms and Identity Slide-2 into Aurora Continuum-
-

File : [2010-04_CamelotInterview_scan.pdf](#)
Title : Camelot Interview - Handbook
Subject : Diagram pack for Camelot Interview
Author : MCEO Freedom Teachings - Ashayana Deane
Keywords :

Page: 30


 RashaLAe Body 15 **Geleziac** Radiation spherical "Rings" (layers) & 15 Crystal Spans-

Page: 38


 RashaLAe Body 15 **Geleziac** Radiation spherical "Rings" (layers) & 15 Crystal Spans-


File : [2010-04_MakersOfWings_scan.pdf](#)
Title : Makers of Wings and Other Things - Handbook
Subject : The Orbs of Ah-SA-yas, Planes of Aurora, Ancient Arrows, Planetary Mirror Ball and the Hidden Cities of Earth
Author : MCEO Freedom Teachings - Ashayana Deane
Keywords :

Page: 4


 15 Spans/ 15 **geleziac** Rings characterized by the type of matter corresponding to each

Page: 18

 Vapor"" Outer-Middle **geleziac**-matter state. (Atoms and identity Slide-2 into Aurora





 Vapor"" Middle-Inner **geleziac**-matter state. (Atoms and identity Slide-2 into Aurora

 Vapor"" Inner-Core **geleziac**-matter state. (Atoms and identity Slide-2 into Aurora

 a pre-matter **geleziac**-matter state. (Atoms and identity Slide-2 into Aurora




File : [2010-05_Sliders7_scan.pdf](#)
Title : Sliders 7 - Handbook
Subject : The Lands of Wha Mirror Mapping, the 3 Paths of the KRYST and the Wha-YA-yas Masha-yah-hana Adashi Adepts
Author : MCEO Freedom Teachings
Keywords :

Page: 5



-  Vapor" Outer-Middle **geleziac**-matter state. (Atoms and identity Slide-2 into Aurora)
 -  Vapor" Middle-Inner **geleziac**-matter state. (Atoms and identity --Wha-YA-yas)
 -  Vapor" Inner-Core **geleziac**-matter state. (Atoms and identity Slide-2 into Aurora)
 -  a pre-matter **geleziac**-matter state. (Atoms and identity Slide-2 into Aurora)
-

File : [2010-08_Sliders8_scan.pdf](#)
Title : Sliders 8 - Handbook
Subject : Awake, Aware, and ALIVE in the Lands of Aah, The Sea of Ah-Yah, Eternal Stream of Ah-Yah-YA the Covenant of Ah-Yah-Rhu and Eternal Dream Fields of the ONE, Preparing the Body for Slide - Advanced Level
Author : MCEO Freedom Teachings
Keywords :

Page: 11





-  of 12 specific **geleziac**-radiation Harmonic Frequency Keys; Takeyon Harmonic Key Generation Cycles are
 -  transduction of conscious-**geleziac**-radiation expressed in the form of superluminal joule-quanta that
 -  generated quantum of **geleziac**-radiation —pre-quark sparks,|| that interact with the Spirit
-

Page: 12

-  structure of 15 **geleziac**-radiation Rings and 15 crystalline-radiation Spans between them, and
 -  which the 15 **geleziac**-radiation —Auric Layers|| and 15-crystalline —Bands|| of
-


File : [2010-10_Sliders9_scan.pdf](#)
Title : Sliders 9 - Handbook
Subject : The Flame of CosMAyah, Mayan Mother Matrix & Luminary Body
Activation, Advanced Spiritual Body Training
Author : MCEO Freedom Teachings
Keywords :

Page: 29

-  - Outer-Middle-**geleziac**-matter state. (Atoms and Identity Slide-2 into Aurora)
 -  Vapor""- Middle-Inner-**geleziac**-matter state. (Atoms and Identity Slide-2 into Aurora)
 -  Vapor"- Inner-Core-**geleziac**-matter state. (Atoms and Identity Slide-2 into Aurora)
 -  Rasha pre-matter **geleziacmatter** state. (Atoms and Identity Slide-2 into Aurora Continuum-
-

File : [2011-04_ShA-DahL-UUN13Virtues_scan.pdf](#)
Title : ShA-DhaL-UUN 13 Virtues - Handbook
Subject : The ShA-DhaL-UUN Rite, 13 Virtues and the Shores of Ah-MA-ya-san,
Planetary Mirror in the Sky Activation 1
Author : MCEO Freedom Teachings - Ashayana Deane
Keywords :

Page: 32


 of Dark Matter **geleziac** radiation. They serve as Living Carriers of Energy and Consciousness.

Page: 34

 and forming etheric **geleziac** crystallizations of Cos-MA" -yah Flame called Cosma within





File : [2011-05_Sliders10_scan.pdf](#)
Title : Sliders 10 - Handbook
Subject : Return of the Sacred Butterfly, Te, Chi, & the DhA-Ya-Tei, Ultimate Desire,
DhA-Ya-fication of the Vessel, Eternal Identity & the Adept Mind
Author : MCEO Freedom Teachings
Keywords :

Page: 26

 of infrasound radiation **geleziac**-ether, that IS the conscious identity of the incarnate, which


File : [2011-08_Sliders11_scan.pdf](#)
Title : Sliders 11 - Handbook
Subject : Time Tan-Tri-A-Jha Doorways and the Silver Seed Temple, Pods of
Creation, Sa-MA-ya Water Command and Mirror in the Sky Activation Level-
3 (Physical Body Adept Training)
Author : MCEO Freedom Teachings
Keywords :

Page: 17

-  Vapor"- Outer-Middle-**geleziac**-matter state. (Atoms and Identity Slide-2 into Aurora
 -  Vapor"- Middle-Inner-**geleziac**-matter state. (Atoms and Identity Slide-2 into Aurora
 -  Vapor"- Inner-Core-**geleziac**-matter state. (Atoms and Identity Slide-2 into Aurora
 -  Rasha pre-matter **geleziacmatter** state. (Atoms and Identity Slide-2 into Aurora Continuum-
-


File : [2013-05_WatersOfE-LAi-sa_scan.pdf](#)
Title : The Waters of E-LAi-sa - Handbook
Subject : Tan-Tri-A"ra Chismatic Self-Healing Level 2, The E-LAi-sian Seal and the 8-
step E-LAi-sian Encoding Process
Author : ARhAyas Productions, E"Asha Ashayana
Keywords :

Page: 35

 of the original's **geleziac**-radiation-encryption, restores the organic mathematical encryption-blueprint of the

File : [2013-12_SecretsOfEFFI_Handbook_scan.pdf](#)
Title : Secrets if the EFFI - Handbook
Subject : Shiftmasters Course 1 - The hidden powers of Consciousness, Concave & Convex reality Cave dwellers, the Ancient Sncestral code & the Cloak of ARI-YON"ah
Author : ARhAyas Productions - E"Asha Ashayana
Keywords :

Page: 6

 the Encryptions (**geleziac** radiation gaomathematical programs) held within the 5 Plasma Elemental-Command

Page: 12

 15 Spans/ 15 **geleziac** Rings characterized by the type of matter" corresponding to each

Page: 17





 15 Spans/ 15 **geleziac** Rings characterized by the type of matter corresponding to each

Page: 41


 1E" Ecto-**geleziac** Crystal-Light Atomic-Elemental Middle-Light Matter Base 20. 1•

File : [2013_04_ELAiSaAwakening_Handbook_scan.pdf](#)
Title : E-LAi-Sa Awakening - Handbook
Subject : The Indelible KRYST Code & Chismatic Self-Healing Level 1
Author : ARhAyas Productions - E"Asha Ashayana
Keywords :




Page: 51

-  Vapor" Outer-Middle **geleziac**-matter state. (Atoms and identity Slide-2 into Aurora
 -  Vapor" Middle-Inner **geleziac**-matter state. (Atoms and identity Slide-2 into Aurora
 -  Vapor" Inner-Core **geleziac**-matter state. (Atoms and identity Slide-2 into Aurora
 -  Rasha pre-matter **geleziac**-matter state. (Atoms and identity Slide-2 into Aurora
-

Page: 52



-  Vapor" Middle-Innlf **geleziac**-matter state. (Aioms and identity - Wha-YA-yas
-

Page: 54

-  is"Tai-"E" Ecto-**geleziac** Crvstai-Lignt Atomic-Elemental Middle-Light Matter Base 20. 111
 -  Hy"dra-LE" Endo-**geleziac** Crystal line-Liquid-Light Atomic-Elemental Water-Matter Base 22.
 -  Elemental Families" Endo-**geleziac** Atomic-Elemental Water-Matter Base. 23. 1•1 12 Hy"dra-
-

File : [2014-04_ShiftMasters1_scan.pdf](#)
Title : Tan-Tri-Ahura Teachings™ ShiftMasters™ Course-1
Subject :
Author : (C)2014 E"Asha Ashayana
Keywords :


Page: 15

 tonal and linguistic **geleziac**-radiation encryption algorithms of the Chismatic Field Ka-RU-sic
 "embroideries• of **geleziac**-radiation encryption set upon and within the "plasma base

Page: 16

 "embroideries" of **geleziac**-radiation encryption set upon and within the "plasma base


Page: 22

 the Encryptions (**geleziac** radiation gaomathematical programs) held within the 5 Plasma Elemental-Command

Page: 23

 15 Spans/ 15 **geleziac** Rings characterized by the type of matter corresponding to each

Page: 80

 the Encryptions (**geleziac** radiation gaomathematical programs) held within the 5 Plasma Elemental-Command

File : [2016-03_KDDL2_scan.pdf](#)
Title : Arhayas Productions KDDL2 Hand Book
Subject :
Author : (C)2015 E"Asha A. Arhayas
Keywords :

Page: 17

 RashaLAe Body 15 **Geleziac** Radiation spherical"Rings• (layers) & 15 Crystal Spans-Orbs

Page: 179

 hold, in condensed **geleziac** radiation encryption form, the information, knowledge, wisdom, Love/LUV and

Page: 196

 ordinates held in **geleziac** radiation and plasma form) within the personal Time-Wave Scalar


Page: 204

 ordinates held in **geleziac** radiation and plasma form) within the personal Time-Wave Scalar


Page: 205

 ordinates held in **geleziac** radiation and plasma form) within the personal Time-Wave Scalar


Page: 230

 of infrasound radiation **geleziac**-ether, that IS the conscious identity of the incarnate, which

Page: 231


 of infrasound radiation **geleziac**-ether, that IS the conscious identity of the incarnate, which

Page: 377

 particular plasma frequency **geleziac** radiation Time-Pulse encryption that was contained within the particular

File : [2016-12_FailSafe5thAnniversaryPt4_scan.pdf](#)
Title : Fail Safe 5th Anniversary Note pt 4
Subject : Supplemental information announcing Grid Activations and KDDL details
given on the 5th Anniversary of Fail Safe activation
Author : ARhAyas Productions
Keywords :

Page: 5

 When dormant, the **geleziac**-radiation mathematical encryptions of the Emancipation & Transposition Passages remain
